

2013 Mitsubishi Outlander PHEV, Full leather, top




Purchase Price **\$15,480**

Includes GST
Excludes on-road costs of \$595

Indicative repayments

\$94.85 per week*

Based on a 48 month term & 10% deposit.
Total repayments (208) = \$21,337.19





Gain peace of mind with
Mechanical Breakdown Insurance. Ask us how.




Top features


- » Alloys
- » Car Stereo
- » Dual Climate control
- » Electric Mirrors (Retractable)
- » Electric Windows
- » Keyless Entry ,Star Smart Key System
- » Leather Seats
- » Reversing Camera
- » Sports Paddle Shift Gear Change Control

Body Style	5 door, RV-SUV	Reg No.	-
Odometer	79,248 km	Ext Colour	White
Engine	2000 cc	History	-
Fuel Type	Plug-in Hybrid	Seats	5 seats, Half Leather
Transmission	Auto	CO2 Emissions	★★★★☆
Wheels	-	43 grams/km	
VIN	7AT0CJ3MX24002097	Energy Economy	★★★★☆☆
Interior	Black	Annual fuel cost not available	
Safety		6.1L per 100km	
	<small>Based on 2023 UCSR rating for 12-21 models</small>	Actual figures and cost per year will vary based on proportion of hybrid mode driving and battery charging schedule. Emissions and Energy Economy figures standardised to 3P WLTP.	
		Stock ID: 43419	



Mr Motors New Lynn | Phone 027 849 9009 | Email paul@mrmotors.co.nz
3 Rankin Avenue, New Lynn, Auckland 0600, New Zealand
www.mrmotors.co.nz





4.63 | 666 reviews

* Mr Motors New Lynn is not a lender nor a financial adviser. Any amounts displayed should not be seen as an offer of finance or taken as financial advice. The interest rate, fees and loan term used in this calculation may not actually represent those available from lenders. Actual interest rates, fees and loan terms will vary per lender and are typically based on an assessment of your credit risk and responsible lending criteria. Any repayment amounts displayed are indicative only and have been calculated using several other indicative inputs. The interest rate used in this calculation is an arbitrary 12.95%, however exact interest rates vary per lender. The term of the loan used in this calculation is 48 month. Exact terms available vary per lender although options typically include 6, 12, 18, 24, 36, 48 and 60 months. This calculation also includes two typical mandatory fees charged by lenders. These are an account admin fee of \$10.00 per month (other payment frequencies may be available) and a one-off establishment fee of \$495.00. Typically, this fee can be paid upfront or, as in this calculation, be capitalised over the contract term, ie. included in the loan amount. These fees can vary per lender and other non-mandatory fees and charges may also apply. The total amount of repayments has been calculated by multiplying 208 weekly repayments (based on a 48 month term) by the weekly repayment amount of \$94.85 which equals \$21,337.19. This calculator does not consider any of your own personal circumstances and we strongly suggest you seek budgeting advice prior to committing to any loan contract. Responsible lending criteria and lender terms and conditions will likely apply to any finalised loan contract. Proof of security and/or vehicle insurance may also be required before proceeding.